

ACTIVITY: CREW PATCH CROSS STITCH

Go through the [slideshow](#) and create a cross stitch using the attached pattern. Take a picture of their crew patch and share it using #IntrepidLearningLibrary.

Materials








- [Picturing Work at Sea Slideshow](#)
- Aida, 14 count fabric, White
- Embroidery needle
- Embroidery floss (see chart below)
- Scissors

USS Intrepid Seal Patch



Pattern Information

- Fabric: Aida 14 count
- Dimensions: 92 stitches wide by 97 stitches high
- Embroidery Floss
- Cross stitch pattern using three strands of embroidery floss. Back stitch indicated lines in center of star

	Number	Strands	Type	Code	Color
	1	3	DMC	3799	Pewter Gray, Very Dark
	3	3	DMC	158	Cornflower Blue Medium, Very Dark
	4	3	DMC	3023	Brown Gray, Light
	6	3	DMC	747	Sky Blue, Very Light
	7	3	DMC	3820	Straw, Dark
	9	3	DMC	3022	Brown Gray, Medium
	10	3	DMC	646	Beaver Gray, Dark

Extension Activities

To deepen participant engagement with this content, you may choose to add the following activities :

City at Sea: Exploring Jobs on *Intrepid*

Have participants explore [this page](#) and learn more about serving on board *Intrepid* by hearing from crew members who served in four different areas of the ship.

Even more patches!

Explore Intrepid's [digital collection](#) of patches, which includes crew patches, liberty cuffs, identification marks, and more.

The Museum is deeply grateful to the funders that make our education programs possible:



*This project was made possible in part by the
Institute of Museum and Library Services, Award ID:
CAGML-247144-OMLS-20*